



Alliance H.S. @ Meek Campus

Secondary (7-10)
2019-20



Report created by
Panorama Education



Summary

Topic Description	Results	Comparison
Cultural Awareness and Action	65%	37% CSI 39% High School 39% Portland Public Schools
Diversity and Inclusion	86%	70% CSI 66% High School 67% Portland Public Schools
Engagement How attentive and invested students are in class.	40% ▲ 26 since last survey	21% CSI 20% High School 20% Portland Public Schools
School Climate Perceptions of the overall social and learning climate of the school.	55% ▲ 16 since last survey	25% CSI 42% High School 37% Portland Public Schools
School Safety Perceptions of student physical and psychological safety at school.	82% ▼ 3 since last survey	52% CSI 64% High School 59% Portland Public Schools
Sense of Belonging How much students feel that they are valued members of the school community.	48% ▲ 9 since last survey	29% CSI 33% High School 33% Portland Public Schools
Teacher-Student Relationships How strong the social connection is between teachers and students within and beyond the classroom.	71% ▲ 16 since last survey	43% CSI 49% High School 49% Portland Public Schools



15 responses

Cultural Awareness and Action

Your average

65%

15 responses

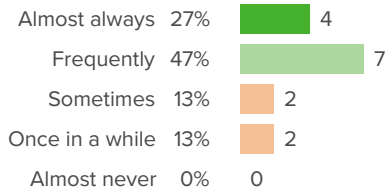
School Classification average: **37%** CSI

School Type average: **39%** High School

District average: **39%** Portland Public Schools

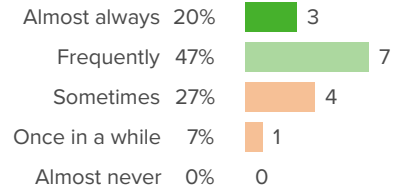
How did people respond?

Q.1: How often do teachers encourage you to learn about people from different races, ethnicities, or cultures?



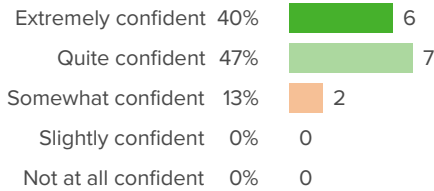
Favorable: **73%**

Q.2: How often do you think about what someone of a different race, ethnicity, or culture experiences?



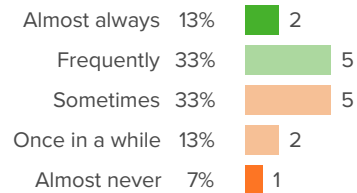
Favorable: **67%**

Q.3: How confident are you that students at your school can have honest conversations with each other about race?



Favorable: **87%**

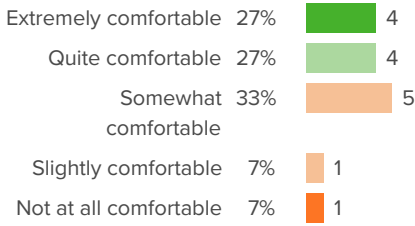
Q.4: At your school, how often are you encouraged to think more deeply about race-related topics?



Favorable: **47%**

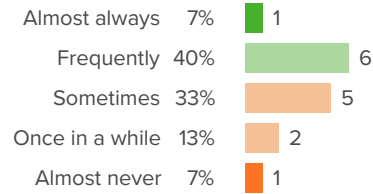


Q.5: How comfortable are you sharing your thoughts about race-related topics with other students at your school?



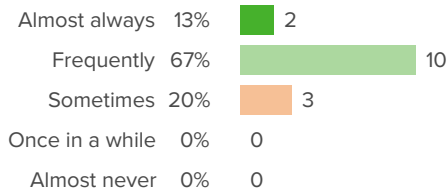
Favorable: **53%**

Q.6: How often do students at your school have important conversations about race, even when they might be uncomfortable?



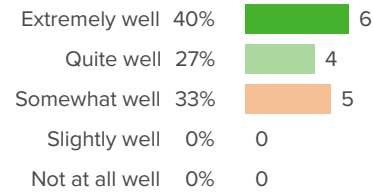
Favorable: **47%**

Q.7: When there are major news events related to race, how often do adults at your school talk about them with students?



Favorable: **80%**

Q.8: How well does your school help students speak out against racism?



Favorable: **67%**



Diversity and Inclusion

Your average

86%

15 responses

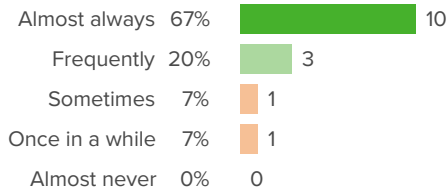
School Classification **70%** CSI
average:

School Type average: **66%** High School

District average: **67%** Portland Public Schools

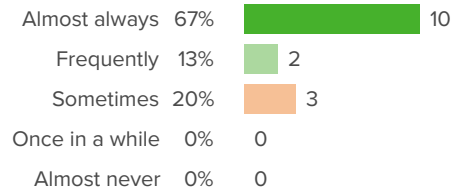
How did people respond?

Q.1: How often do you spend time at school with students from different races, ethnicities, or cultures?



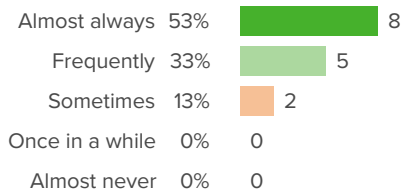
Favorable: **87%**

Q.2: How often do you have classes with students from different racial, ethnic, or cultural backgrounds?



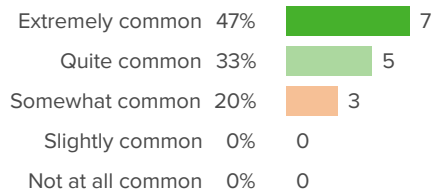
Favorable: **80%**

Q.3: At your school, how often do students from different races, ethnicities, or cultures hang out with each other?



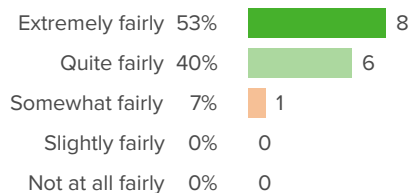
Favorable: **87%**

Q.4: At your school, how common is it for students to have close friends from different racial, ethnic, or cultural backgrounds?



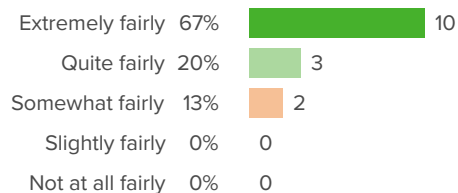
Favorable: **80%**

Q.5: How fairly do students at your school treat people from different races, ethnicities, or cultures?



Favorable: **93%**

Q.6: How fairly do adults at your school treat people from different races, ethnicities, or cultures?



Favorable: **87%**



Engagement

Your average

40%

15 responses

Change

▲ 26

since last survey

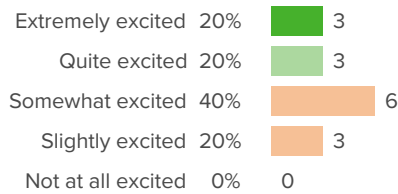
School Classification average: **21%** CSI

School Type average: **20%** High School

District average: **20%** Portland Public Schools

How did people respond?

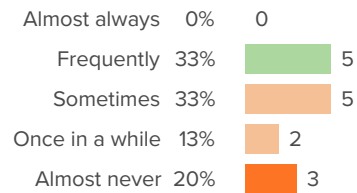
Q.1: How excited are you about going to your classes?



▲ **40** from last survey

Favorable: **40%**

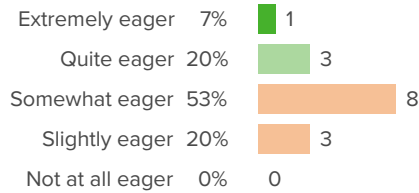
Q.2: How often do you get so focused on activities in your classes that you lose track of time?



▼ **3** from last survey

Favorable: **33%**

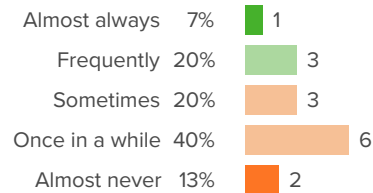
Q.3: In your classes, how eager are you to participate?



▲ **13** from last survey

Favorable: **27%**

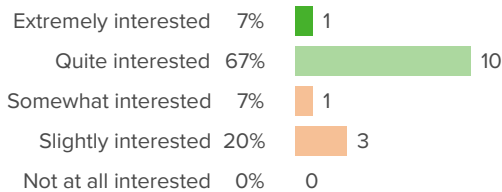
Q.4: When you are not in school, how often do you talk about ideas from your classes?



▲ **20** from last survey

Favorable: **27%**

Q.5: Overall, how interested are you in your classes?



▲ **59** from last survey

Favorable: **73%**



School Climate

Your average

55%

15 responses

Change

▲ 16

since last survey

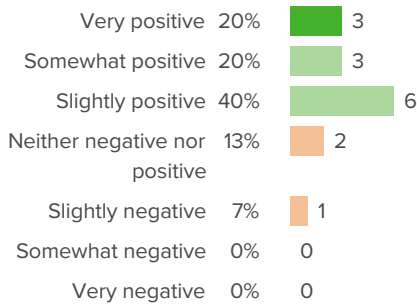
School Classification average: **25%** CSI

School Type average: **42%** High School

District average: **37%** Portland Public Schools

How did people respond?

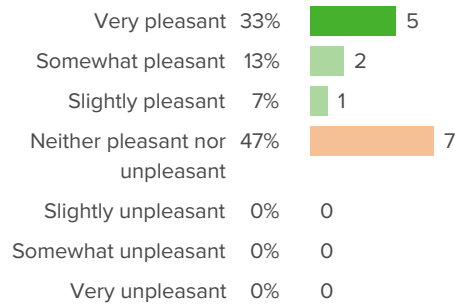
Q.1: How positive or negative is the energy of the school?



▲ **37** from last survey

Favorable: **80%**

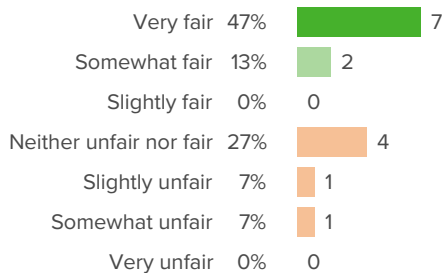
Q.2: How pleasant or unpleasant is the physical space at your school?



▲ **17** from last survey

Favorable: **53%**

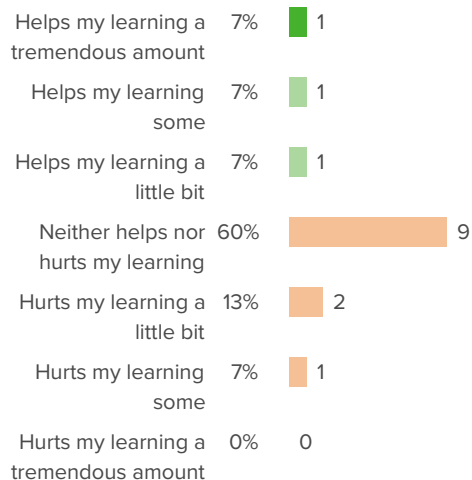
Q.3: How fair or unfair are the rules for the students at this school?



▲ **22** from last survey

Favorable: **60%**

Q.4: At your school, how much does the behavior of other students hurt or help your learning?

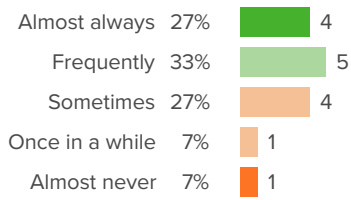


▼ **9** from last survey

Favorable: **20%**



Q.5: How often do your teachers seem excited to be teaching your classes?



▲ **10** from last survey

Favorable: **60%**



School Safety

Your average

82%

15 responses

Change

▼ 3

since last survey

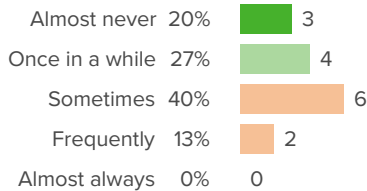
School Classification average: **52%** CSI

School Type average: **64%** High School

District average: **59%** Portland Public Schools

How did people respond?

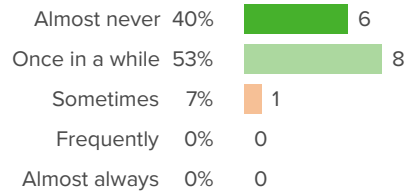
Q.1: How often are people disrespectful to others at your school?



▲ 4 from last survey

Favorable: **47%**

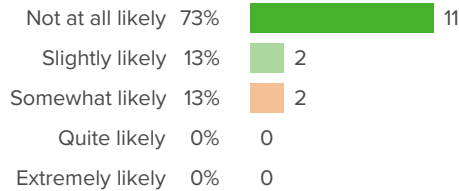
Q.2: How often do students get into physical fights at your school?



▼ 7 from last survey

Favorable: **93%**

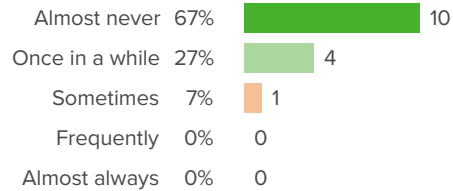
Q.3: How likely is it that someone from your school will bully you online?



▼ 13 from last survey

Favorable: **87%**

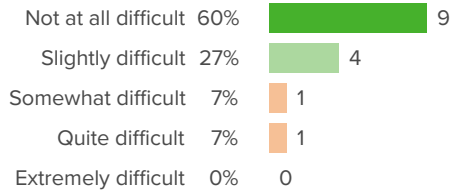
Q.4: How often do you worry about violence at your school?



▼ 7 from last survey

Favorable: **93%**

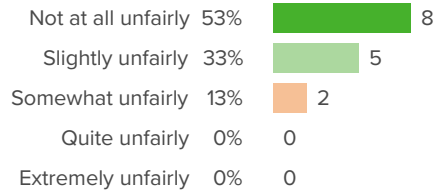
Q.5: If a student is bullied in school, how difficult is it for him/her/them to get help from an adult?



▲ 1 from last survey

Favorable: **87%**

Q.6: At your school, how unfairly do the adults treat the students?



▲ 8 from last survey

Favorable: **87%**



Sense of Belonging

Your average

48%

15 responses

Change

▲ 9

since last survey

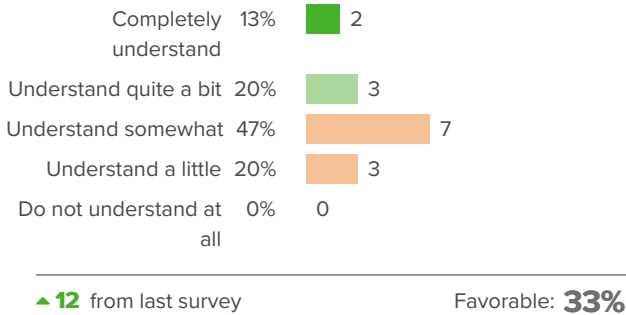
School Classification average: **29%** CSI

School Type average: **33%** High School

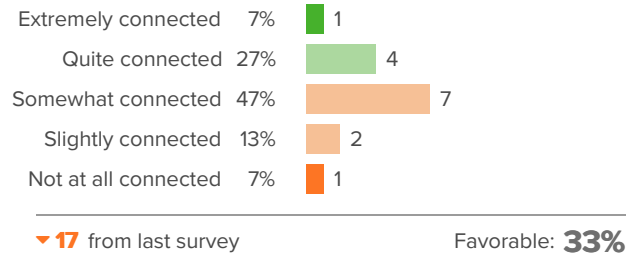
District average: **33%** Portland Public Schools

How did people respond?

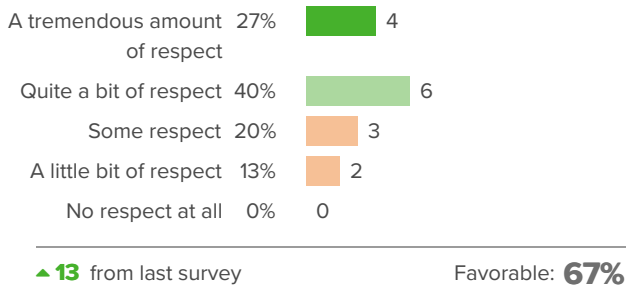
Q.1: How well do people at your school understand you as a person?



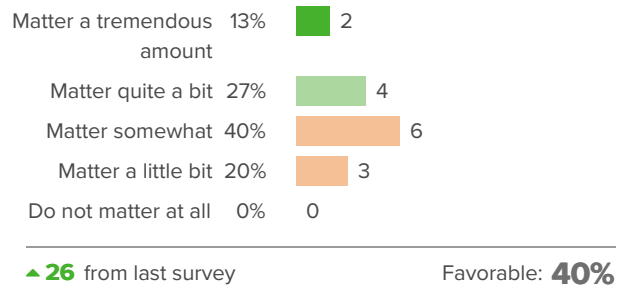
Q.2: How connected do you feel to the adults at your school?



Q.3: How much respect do students in your school show you?

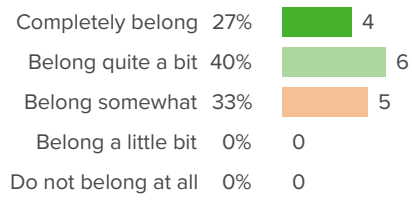


Q.4: How much do you matter to others at this school?





Q.5: Overall, how much do you feel like you belong at your school?



▲ **10** from last survey

Favorable: **67%**



Teacher-Student Relationships

Your average

71%

15 responses

Change

▲ 16

since last survey

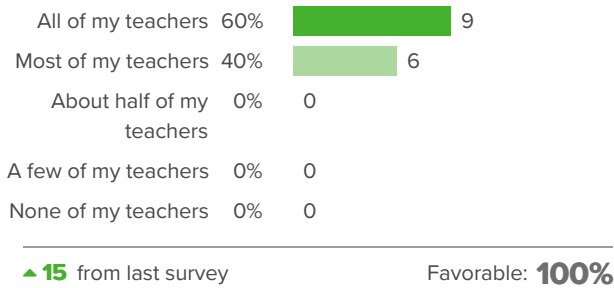
School Classification average: **43%** CSI

School Type average: **49%** High School

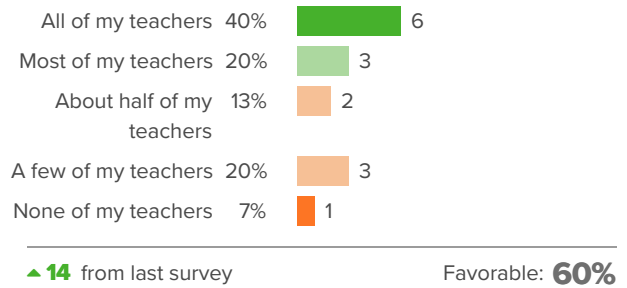
District average: **49%** Portland Public Schools

How did people respond?

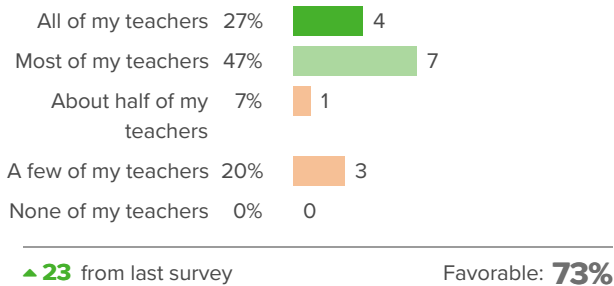
Q.1: How many of your teachers are respectful towards you?



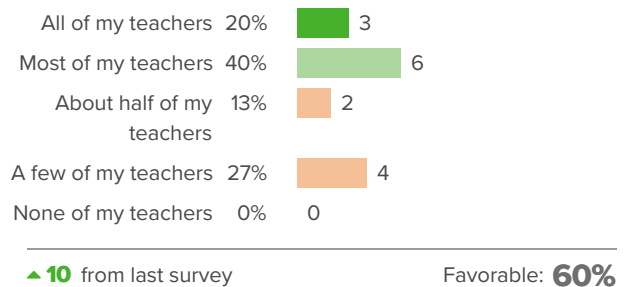
Q.2: If you walked into class upset, how many of your teachers would be concerned?



Q.3: If you came back to visit class three years from now, how many of your teachers would be excited to see you?

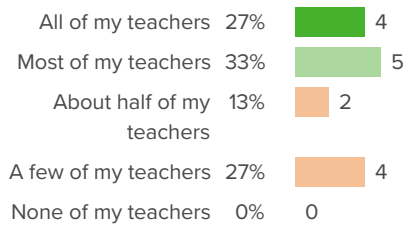


Q.4: When your teachers ask how you are doing, how many of them are really interested in your answer?





Q.5: How many of your teachers would you be excited to have again in the future?



▲ 17 from last survey

Favorable: **60%**



Background Questions

How did people respond?

Q.1: What grade are you in?

7th grade	0%	0
8th grade	0%	0
9th grade	20%	3
10th grade	80%	12

Q.2: What is your gender?

Girl / Woman	33%	5
Boy / Man	60%	9
Nonbinary	7%	1
I use another word to describe my gender	0%	0

Q.3: Some people describe themselves as transgender when their sex assigned at birth does not match the way they think or feel about their gender. Are you transgender?

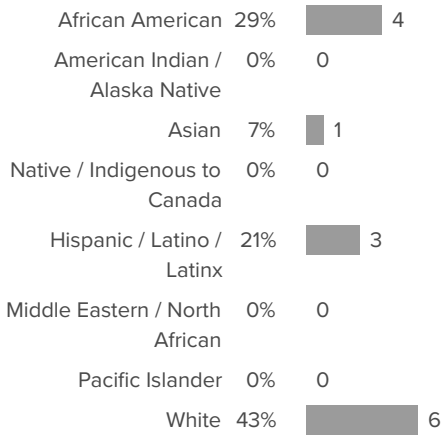
No, I am not transgender	100%	14
Yes, I am transgender	0%	0
I am not sure if I am transgender	0%	0
I do not know what this question is asking	0%	0

Q.4: Below is a list of terms people often use to describe their sexual orientation. How do you describe your sexual orientation?

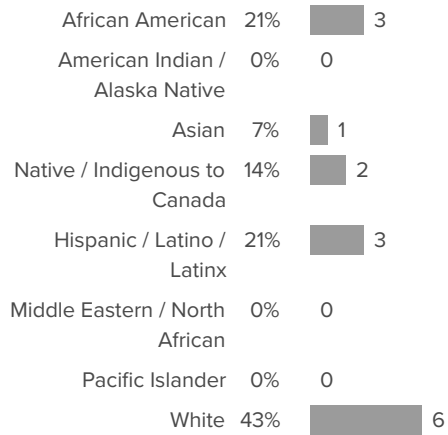
Heterosexual / Straight	69%	9
Lesbian	0%	0
Gay	8%	1
Bisexual / Pansexual	0%	0
Queer	0%	0
Questioning / not sure	0%	0
Decline to answer	23%	3
I use another word to describe my sexual orientation	0%	0



Q.5: Please select the race/ethnicity that you most identify with.



Q.6: What races/ethnicities do you consider yourself? Please mark all that apply.



Q.7: Are you enrolled in an immersion program at this school?

